

Trip Planning Cost Estimator

Sabre Research
August 2016



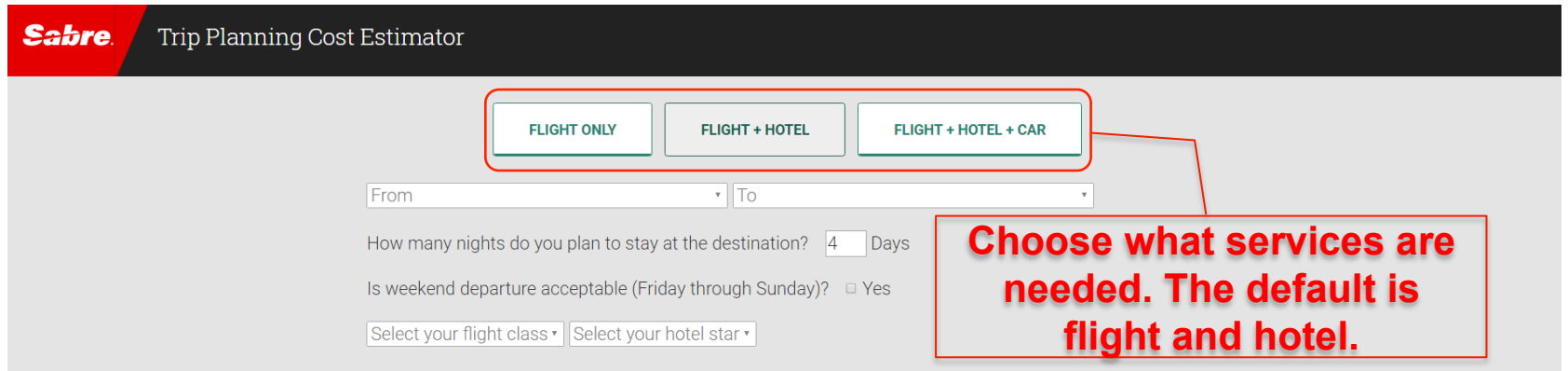
Sabre[®]

OVERVIEW

- The trip planning cost estimator supports
 - Pre-trip approvals and general planning for corporate travel
 - Budgeting for leisure travel
- Estimate travel cost based on actual historical data
 - Air fare, hotel, car rental and per diem estimates
- Benefits over air shopping generated response
 - Air shopping assumes you are booking now and has no visibility into future promotional fares
 - Able to answer the following questions:
 1. How much will my trip cost?
 2. If my dates are discretionary, then when should I travel?
 3. Based on fare forecast, when should I book to get the best price?

USER INTERFACE WALK-THROUGH 1

- Works best using Chrome or Firefox browser
- First choose what services are needed



Sabre Trip Planning Cost Estimator

FLIGHT ONLY FLIGHT + HOTEL FLIGHT + HOTEL + CAR

From To

How many nights do you plan to stay at the destination? Days

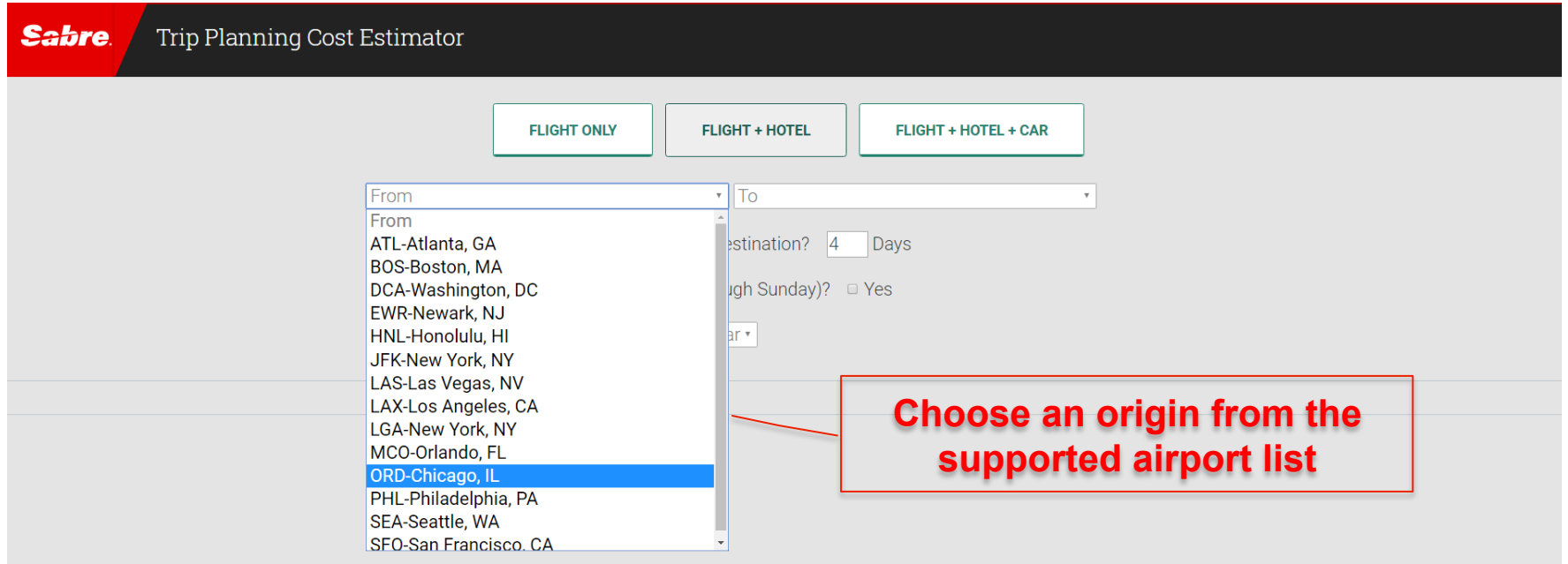
Is weekend departure acceptable (Friday through Sunday)? Yes

Select your flight class Select your hotel star

Choose what services are needed. The default is flight and hotel.

USER INTERFACE WALK-THROUGH 2

- Second choose the origin
- Top 30 US domestic markets data are available for this prototype

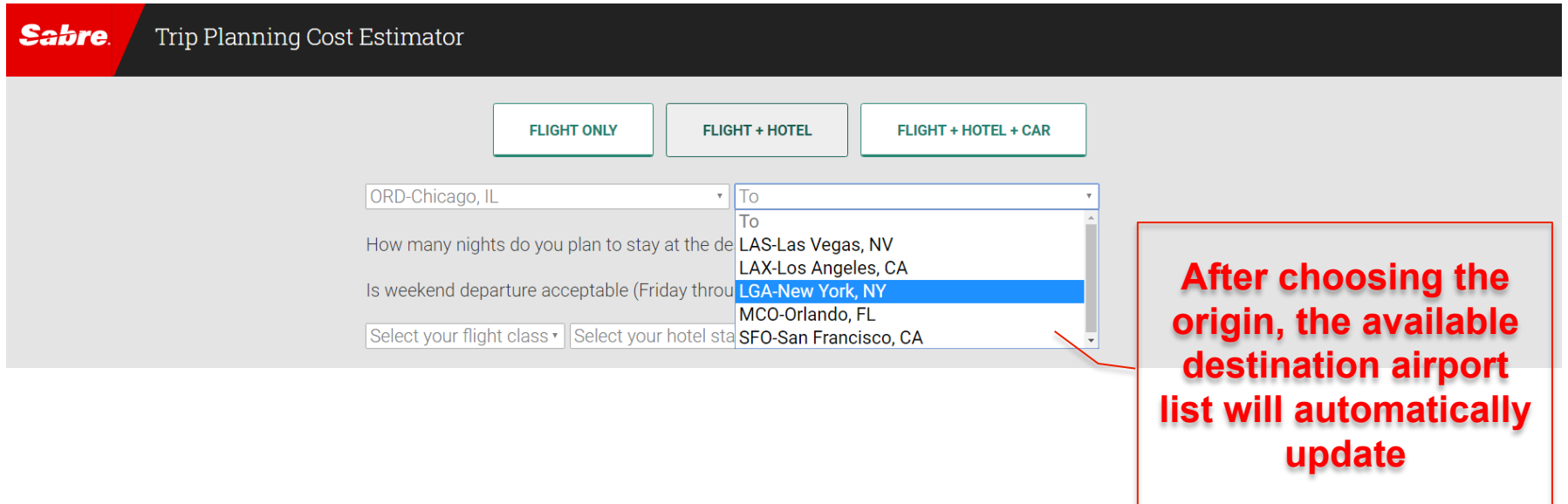


The screenshot displays the Sabre Trip Planning Cost Estimator interface. At the top left is the Sabre logo. The main heading is "Trip Planning Cost Estimator". Below this are three buttons: "FLIGHT ONLY", "FLIGHT + HOTEL", and "FLIGHT + HOTEL + CAR". The "FLIGHT ONLY" button is selected. The interface includes a "From" dropdown menu with a list of 30 US domestic airports, where "ORD-Chicago, IL" is highlighted. To the right of the "From" menu is a "To" dropdown menu. Below these are input fields for "Destination?" (set to 4 Days) and "Through Sunday?" (checkboxes for Yes/No). A red callout box with a pointer to the "From" dropdown contains the text: "Choose an origin from the supported airport list".

Choose an origin from the supported airport list

USER INTERFACE WALK-THROUGH 3

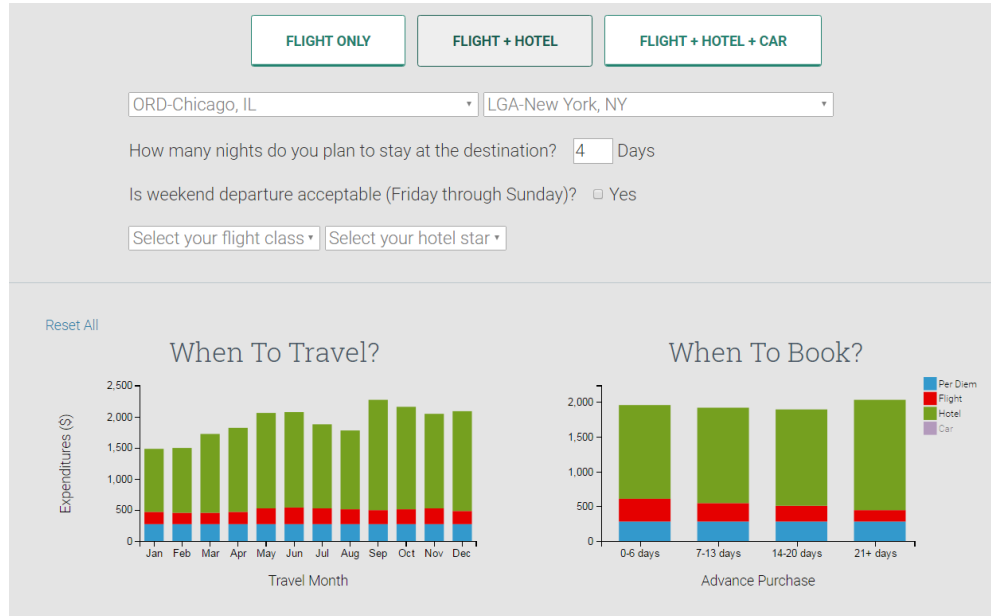
- After the origin is chosen, the supported destination list will be automatically updated
- Then choose the destination



The screenshot displays the Sabre Trip Planning Cost Estimator interface. At the top left, the Sabre logo is visible next to the text "Trip Planning Cost Estimator". Below this, there are three buttons: "FLIGHT ONLY", "FLIGHT + HOTEL", and "FLIGHT + HOTEL + CAR". The "FLIGHT ONLY" button is selected. The origin is set to "ORD-Chicago, IL". A dropdown menu for the destination is open, showing a list of airports: "To", "LAS-Las Vegas, NV", "LAX-Los Angeles, CA", "LGA-New York, NY" (highlighted in blue), "MCO-Orlando, FL", and "SFO-San Francisco, CA". A red callout box with a red border and a red arrow pointing to the dropdown menu contains the text: "After choosing the origin, the available destination airport list will automatically update".

USER INTERFACE WALK-THROUGH 4

- After choosing the origin and destination, results are displayed



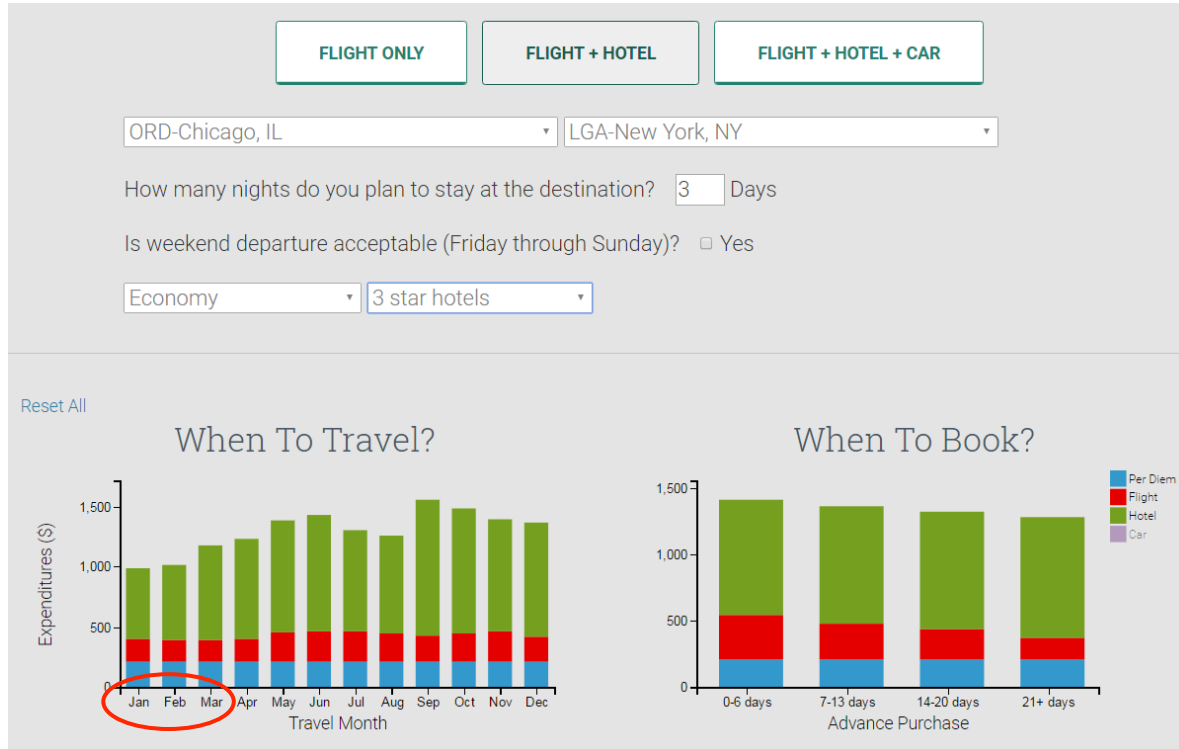
- The length of stay, weekend departure, and class of service can be configured to refine the results

USE CASE 1: WHEN TO TRAVEL

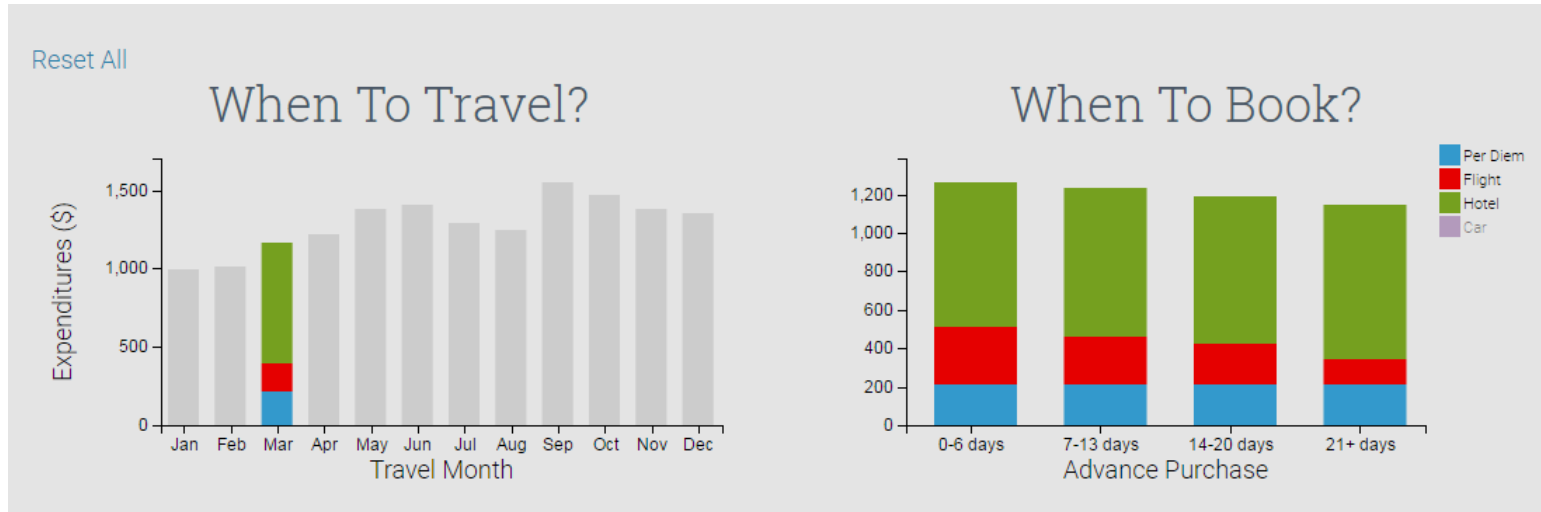
- A leisure traveler from Chicago wants a 3-day vacation in the Big Apple, Friday through Sunday
- She wants both flight (economy class) and hotel (3 stars), but not a car rental
- Her travel dates are flexible, and she wants to be budget conscious

USE CASE 1: WHEN TO TRAVEL (CONT'D)

- From the historical data, trips taken in January through March are the least expensive



USE CASE 2: WHEN TO BOOK



- After clicking on the March bar in *When to Travel*, the *When to Book* chart reflects those fares with March departure dates
- Although the air fare is cheaper when booked 21+ days ahead, the same is not true for hotel reservations
- The traveler can set a calendar reminder to make the reservation